

Sportzware Central

How do I find my outgoing mail server ?



www.sportzware.com
www.sportingpulse.com

functionality, sporting communities,
world class internet solutions, fixtures,
memberships, competition management,
communications, match statistics,
results processing, associations, grassroots

SportingPulse
grassroots

What is an outgoing mail server ?

Your Outgoing Mail Server is what you use for sending email in programs such as Outlook and Outlook Express.

The outgoing mail server you use for uploading to SportingPulse will depend on the ISP (Internet Service Provider) you are connected to the Internet through. If you use a laptop and connect to different ISP's, depending on your location, you will need to obtain the outgoing mail server for the ISP you are connected to at the time you are uploading.

How do I find my outgoing mail server ?

The easiest way to find your outgoing mail server is to contact your ISP. Most ISP's provide their outgoing mail server in the Help/Support sections of their Websites.

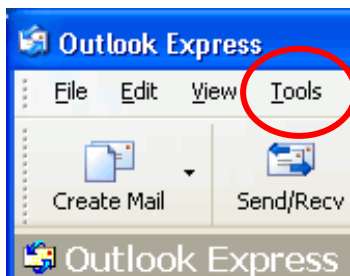
If you have a working email program installed you can obtain your outgoing mail server from there. If you use Outlook or Outlook Express the following instructions will show you how to obtain your outgoing mail server:

Outlook and Outlook Express

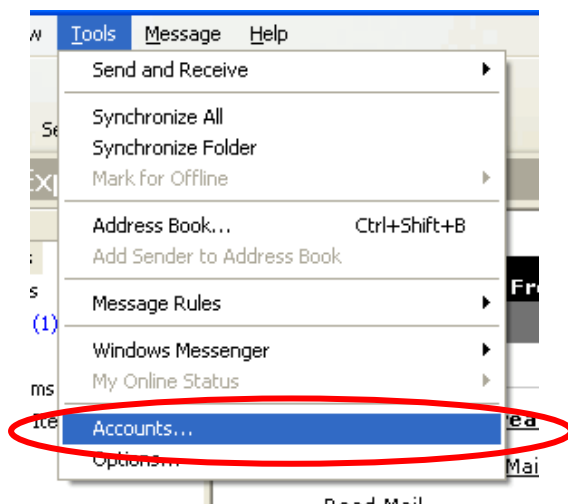
- 1) Open Outlook or Outlook Express



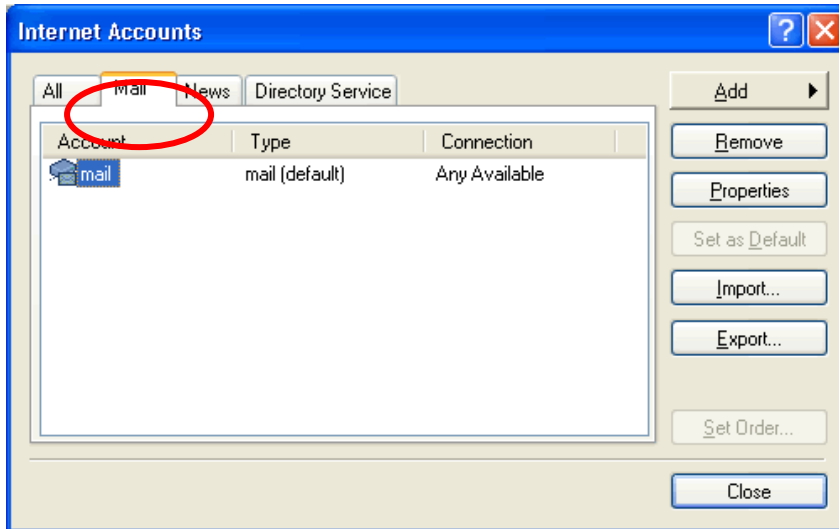
- 2) Go to the **Tools** menu



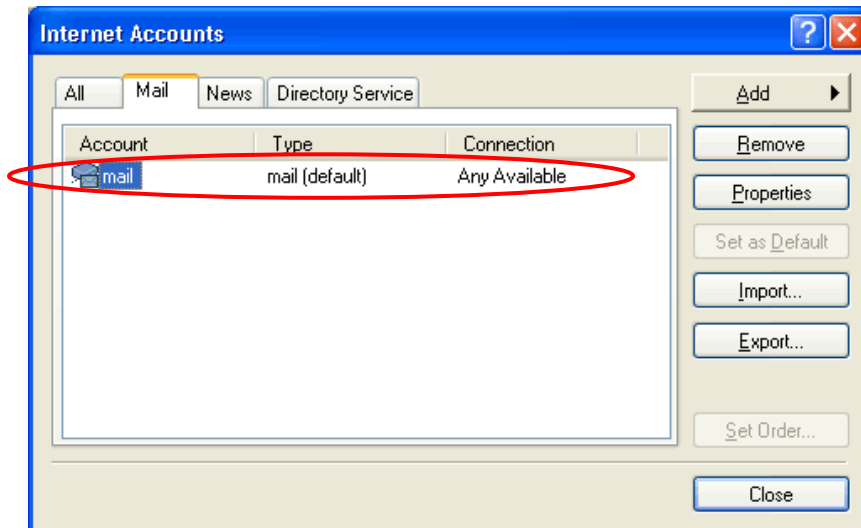
- 3) Select **Accounts**



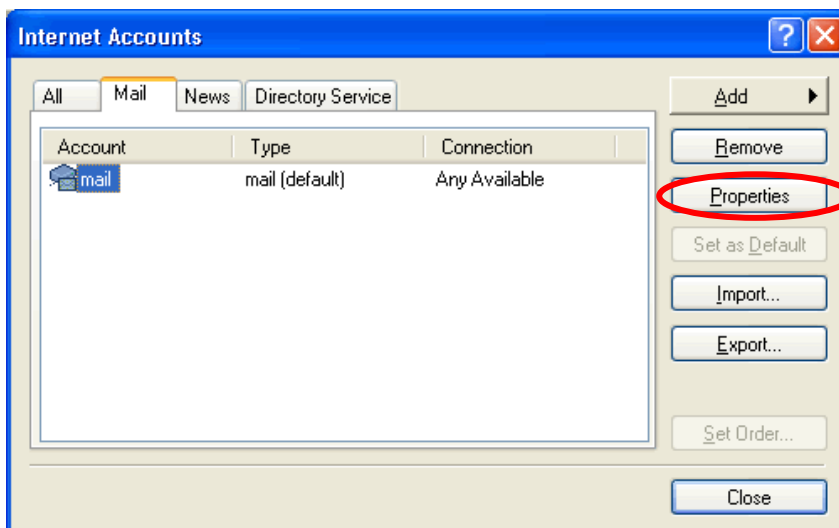
4) Click on the **Mail** tab



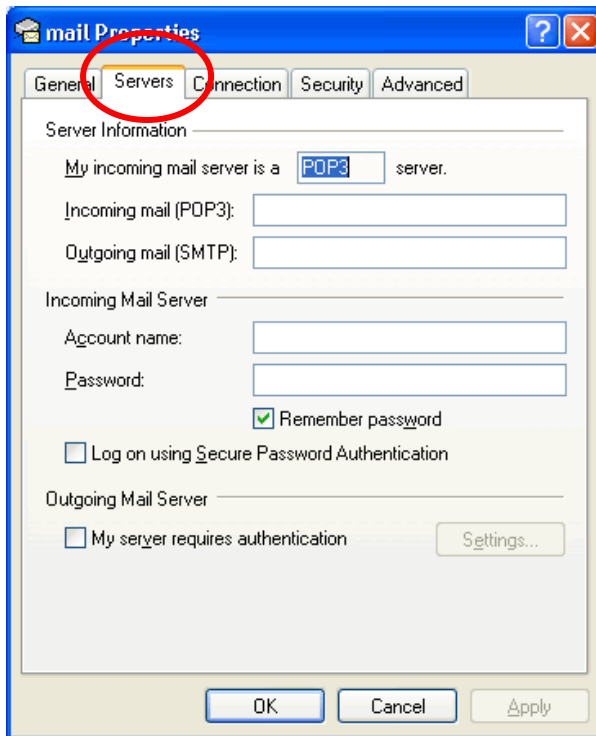
5) Select your mail account



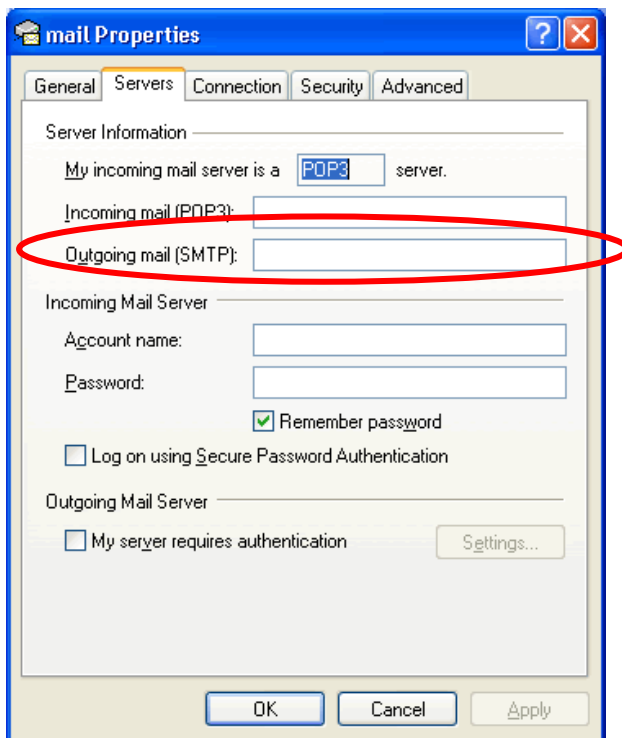
6) Click on **Properties**



7) Click on **Servers**



8) The server you require is in the **Outgoing mail (SMTP)** field

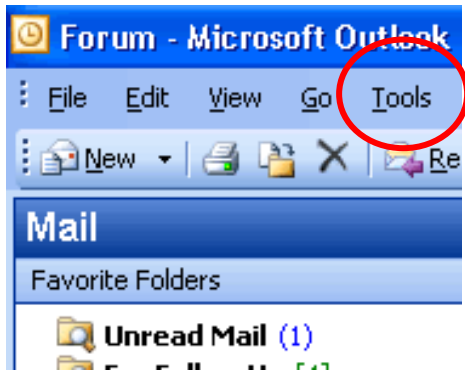


Outlook (XP and 2003)

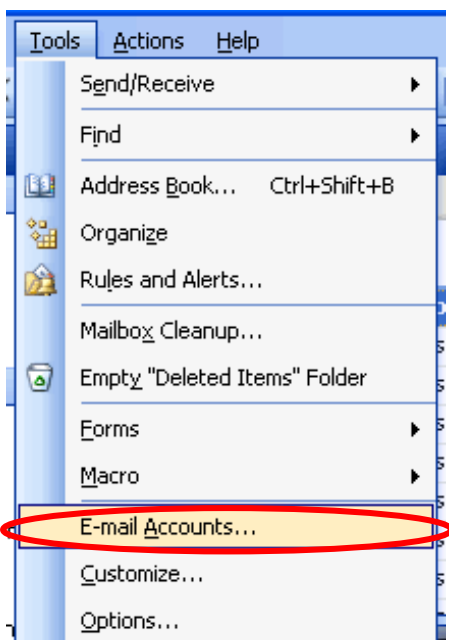
1) Open Outlook



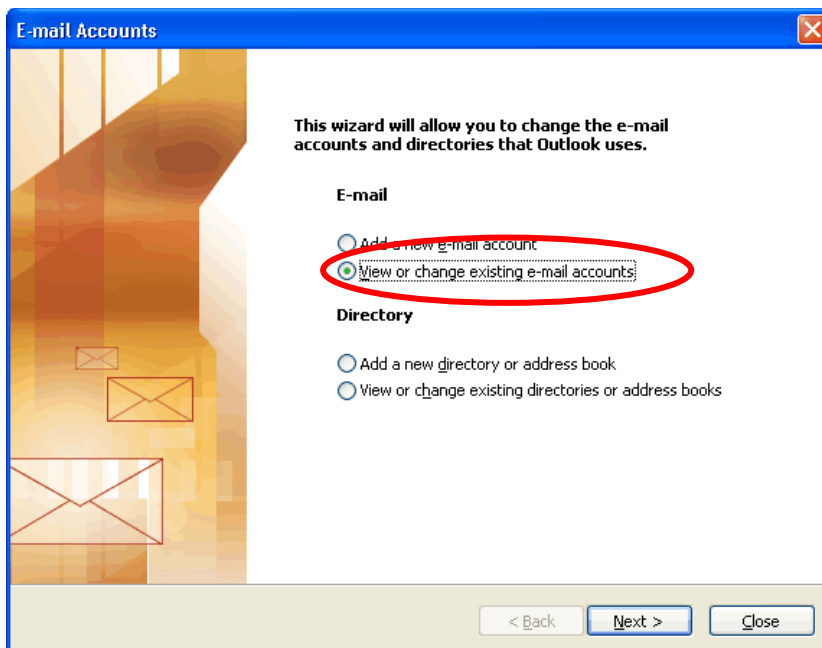
2) Go to the **Tools** menu



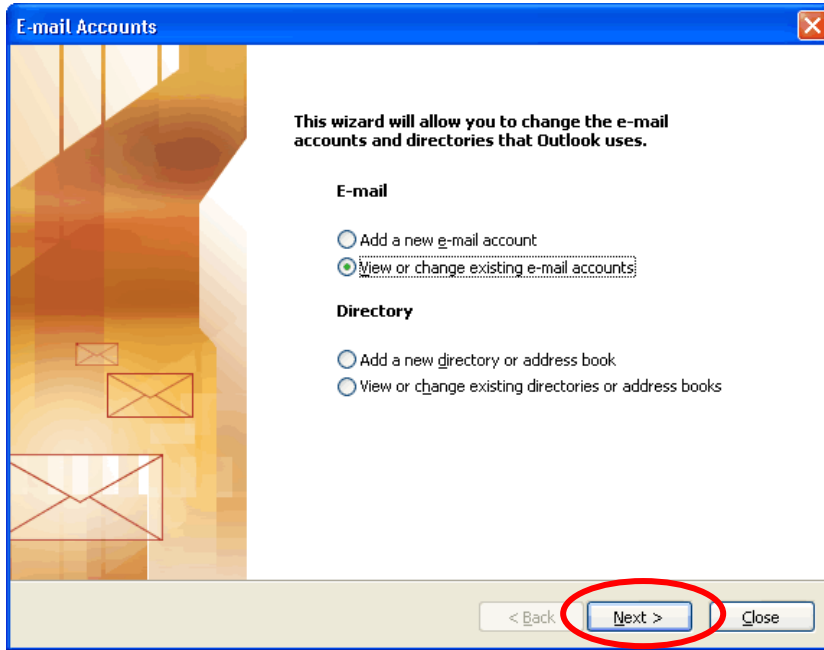
3) Select **E-Mail Accounts**



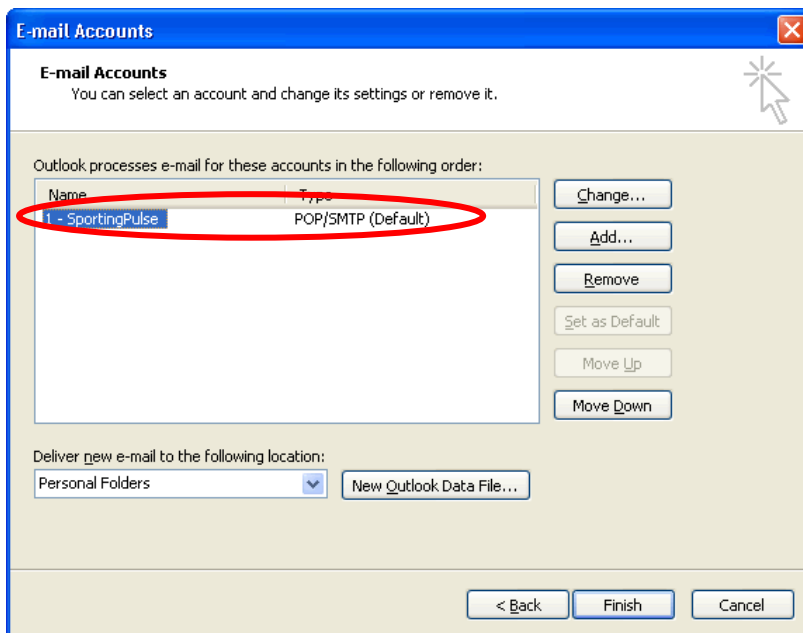
4) Select **View or change existing email accounts**



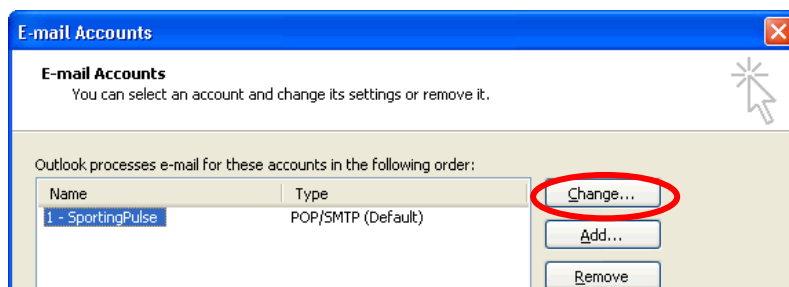
5) Click on the **Next** button



6) Select an email account



7) Click on **Change**



8) The server you require is in the **Outgoing mail server (SMTP)** field

The image shows a screenshot of the 'E-mail Accounts' dialog box. The title bar reads 'E-mail Accounts' with a close button. Below the title bar, the text 'Internet E-mail Settings (POP3)' is displayed, followed by the instruction 'Each of these settings are required to get your e-mail account working.' A mouse cursor is pointing at a help icon in the top right corner.

The dialog is divided into four sections:

- User Information:** Contains fields for 'Your Name:' and 'E-mail Address:'.
- Server Information:** Contains fields for 'Incoming mail server (POP3):' and 'Outgoing mail server (SMTP):'. The 'Outgoing mail server (SMTP):' field is circled in red.
- Logon Information:** Contains fields for 'User Name:' and 'Password:', a checked checkbox for 'Remember password', and an unchecked checkbox for 'Log on using Secure Password Authentication (SPA)'.
- Test Settings:** Contains a text box with the instruction: 'After filling out the information on this screen, we recommend you test your account by clicking the button below. (Requires network connection)'. Below this text are buttons for 'Test Account Settings ...' and 'More Settings ...'.

At the bottom of the dialog, there are three buttons: '< Back', 'Next >', and 'Cancel'.

Common Mail Servers

This list below is in no way an up-to-date or accurate listing of outgoing mail servers, but merely a guide, which may be of assistance when trying to find your outgoing mail server. If you cannot find your mail server in this list or by looking it up in Outlook or Outlook Express, then you will need to contact your ISP to obtain your outgoing mail server.

Australia

Alphalink	mail.alphalink.com.au
Bigpond (Dial Up)	mail.bigpond.com
Bigpond (ADSL)	mail-hub.bigpond.com
Bigpond (Cable)	mail-hub.bigpond.com
Connexus	mail.connexus.net.au
Dodo	smtp.dodo.com.au
Hotkey	mail.hotkey.net.au
iHug	smtp.ihug.com.au
iiNet	mail.m.iinet.net.au
iPrimus	smtp.iprimus.com.au
Netspace	smtp.netspace.com.au
Ocean	mail.ocean.com.au
Optus	mail.optusnet.com.au
Ozemail	smtp.ozemail.com.au
SprintOnline	mail.sprint.net.au
Swiftel (WA)	smtp.per.swiftdsl.com.au
Swiftel (NSW, VIC)	smtp.swiftdsl.com.au
Swiftel (QLD)	smtp.bri.swiftdsl.com.au
Swiftel (SA)	smtp.ade.swiftdsl.com.au
TPG	mail.tpg.com.au
TSN	mail.tsn.cc
VICNET	mail.vicnet.net.au
Westnet	mail.westnet.com.au

New Zealand

Xtra	smtp.xtra.co.nz
Ihug	smtp.ihug.co.nz